




LOW PRENS

for classes



Click the Student & Financial
Aid link







Click the Registration link

A red arrow originates from the right side of the yellow text box and points towards the left, indicating a direction or action.



Click the Look-up Classes to add link





Use the drop-down box
to select the term

Then click the Submit
button



Search

Look-In Classes to Add:

search the class schedule for the information you need. Use the selection options below to
subject in which your selection is complete. Use the selection options below to

Select a subject

Course Number:

hours

Credit Range:

hours to

Campus:

Part of Term:

Non-date based classes only

Start Time:

Hour

Minute

End Time:

Hour

Minute

Days:

Mon Tue Wed Thur

am/pm

am/pm

Fri Sat Sun

Personal Information

Student Services & Financial Aid

Search

Look-In Classes to Add:

search the class schedule for the following information: Use the selection options below to
to provide the class number, section number, and campus. Select the class and section number
subject in which your section is complete, and add classes to perform a search and selection.



Course Number:

hours **Credit Range:** hours to

Campus:

Part of Term:

Non-date based classes only

Start Time:

Hour

Minute

End Time:

Hour

Minute

Days:

Mon Tue Wed Thur

am/pm

am/pm

Fri Sat Sun



Follow the instructions on the next pages and you will have registered for your classes

EXIT

1

RETURN TO MENU SITE MAP HELP

